


NC Council of State

11/05/08

Governor



TURNOVER

Democrat

Beverly Perdue

50.2%

Total Income

\$15,575,240

Republican

Pat McCrory

46.9%

Total Income

\$5,369,226

Libertarian


Mike Munger

2.9%

Total Income

\$38,862

Lt. Governor



TURNOVER

Democrat

Walter Dalton

51.0%

Total Income

\$2,539,980

Republican

Robert Pittenger

45.9%

Total Income

\$4,204,357

Libertarian

Phillip Rhodes

3.0%

Total Income

\$1,445

Sec. of State



Democrat

Elaine Marshall

56.8%

Total Income

\$271,089

Republican


Jack Sawyer

43.2%

Total Income

\$19,011

Auditor



TURNOVER

Democrat

Beth Wood

53.5%

Total Income

\$101,863

Republican

Les Merritt

46.5%

Total Income

\$521,136

Treasurer



TURNOVER

Democrat

Janet Cowell

53.6%

Total Income

\$1,622,780

Republican

Bill Daughtridge

46.4%

Total Income

\$793,674

NC Council of State

11/05/08

Education



Democrat

June Atkinson

53.6%

Total Income

\$360,689

Republican


Richard Morgan

46.4%

Total Income

\$703,265

Atty. General



Democrat

Roy Cooper

61.1%

Total Income

\$2,538,488

Republican

Bob Crumley

38.9%

Total Income

\$1,253,696

Agriculture



Republican

Steve Troxler

52.1%

Total Income

\$545,249

Democrat

Ronnie Ansley

47.9%

Total Income

\$31,557

Labor



Republican

Cherie Berry

50.7%

Total Income

\$223,230

Democrat


Mary Fant Donnan

49.3%

Total Income

\$129,435

Insurance



TURNOVER

Democrat

Wayne Goodwin

51.5%

Total Income

\$498,220

Republican

John Odom

44.6%

Total Income

\$432,603

Libertarian

Mark McMains

3.8%

Total Income

\$1,299

North Carolina House - Results

Turnover



Majority: Democrats = 68 Republicans = 52

11/05/2008

Strong Democratic Districts	Leaning Democratic Districts	Swing Districts
-----------------------------	------------------------------	-----------------

29 Hall-D	5 Mobley-D	59 Jeffus-D	115 Goforth-D	25 Stewart ⁵
48 Pierce-D	100 Cotham-D	114 Fisher-D	46 Yongue-D	51 Love-D
102 Carney-D	8 E. Warren-D	23 Tolson-D	69 Gibson-D	65 Cole-D
33 Blue-D	38 Ross-D	49 Allen-D	44 Dickson-D	1 Owens-D
27 Wray-D	20 Hill-D	54 Hackney-D	2 Spear-D	119 Haire-D
43 E. Floyd-D ¹	18 Hughes-D ³	39 Coleman-D	118 Rapp-D	4 Tucker-D
7 Bryant-D	55 Wilkins-D	22 Brisson-D	34 Martin-D	77 Coates-D
31 Michaux-D	12 Wainwright-D	50 Faison-D	45 Glazier-D	6 Williams-D
24 Butterfield-D	32 Crawford-D			9 McLawhorn-D
71 Womble-D	99 Mackey-D ⁴			
56 Insko-D	66 Goodwin-D			
60 Jones-D	106 Alexander-D			
101 Earle-D	57 Harrison-D			
72 Parmon-D	35 Weiss-D			
47 Sutton-D	63 Bordsen-D			
107 Alexander-D ²				
42 Lucas-D				
58 Adams-D				
21 Bell-D				
30 Luebke-D				

See House Fast Facts and Footnotes Attached.

North Carolina House - Results

Turnover



Majority: Democrats = 68 Republicans = 52

11/05/2008

Swing Districts	Leaning Republican Districts	Strong Republican Districts
-----------------	------------------------------	-----------------------------

111 Moore-R	11 Sager-R ⁷	3 Underhill-D	13 McElraft-R	117 Justus-R
81 Holliman-D	116 Whilden ⁸	37 Stam-R	62 Blust-R	28 Langdon-R
53 Lewis-R	93 Tarleton-D	61 Wiley-R	103 Gulley-R	87 Starnes-R
41 T. Harrell-D	90 Stevens-R ⁹	16 Justice-R	74 Folwell-R	95 Mills-R ¹⁵
10 Braxton-D	19 McComas-R	14 Cleveland-R	40 Avila-R	15 Grady-R
17 Stiller-R	112 England-D		109 Current-R	67 Burr-R ¹⁶
36 Dollar-R			82 Barnhart-R	84 Frye-R
26 Daughtry-R			52 Boles-R ¹⁰	79 Howard-R
86 Blackwell-R ⁶			113 Guice-R ¹¹	94 Randleman-R ¹⁷
			75 McGee-R	108 Neumann-R
			88 R Warren-D ¹²	96 Hilton-R
			98 Tillis-R	89 Setzer-R
			91 Holloway-R	105 Killian-R
			110 P. Floyd-R ¹³	70 Hurley-R
			120 West-R	73 Brown-R
			164 Allred-R	92 McCormick-R ¹⁸
			104 Samuelson-R	76 Steen-R
			85 Gillespie-R	80 Dockham-R
			83 Johnson-R	78 Brubaker-R
			97 Rhyne-R ¹⁴	68 Blackwood-R

See House Fast Facts and Footnotes Attached.

North Carolina House Fast Facts & Footnotes



Fast Facts

Gender: 68.3% Male; 31.7% Female
 Race: 80.0% White; 18.4% Black;
 0.8% Hispanic; 0.8% Native American

Turnover

Open Seats: 10
 Representatives defeated in Primary: 5
 Representatives defeated in General: 2
 Number of new Representatives: 17

Control of the House

	Dems	GOP
Totals:	68	52
Gains/Losses:	+/- 0	+/- 0

Footnotes

1. Elmer Floyd (D-Cumberland) defeated Rep. Mary McAllister (D-Cumberland) in the Democratic Primary.
2. Rep. Pete Cunningham (D-Mecklenburg) retired for health reasons. Kelly Alexander (D-Mecklenburg) won the Primary and General Elections.
3. Rep. Sandra Spaulding Hughes (D-New Hanover) won the Primary and General Elections.
4. Nick Mackey (D-Mecklenburg) defeated Rep. Drew Saunders in the Primary and won the General Election.

5. Rep. Bill Daughtridge retired to run for Treasurer. W.B. Bullock (R-Nash) and Randy Stewart (D-Nash) won their respective primaries, Stewart won the General.
6. Hugh Blackwell (R-Burke) defeated Rep. Walter Church (D-Burke) in a rematch.
7. Rep. Louis Pate (R-Wayne) ran for Sen. John Kerr's (D-Wayne) open Senate seat. Efton Sager (R-Wayne) defeated Ronnie Griffin (D-Wayne) for this Open Seat.
8. Rep. Charles Thomas (R-Buncombe) retired. Jane Whilden (D-Buncombe) defeated Tim Moffitt (R-Buncombe) in the General Election.
9. Sarah Stevens (R-Surry) defeated Rep. Jim Harrell (D-Surry) in the General Election by 287 votes.
10. Jamie Boles (R-Moore) defeated Rep. Joe Boylan (R-Moore) in the GOP Primary. Boles defeated Betty Mangum (D-Moore) in the General Election.
11. Rep. Trudi Walend (R-Transylvania) retired. David Guice (R-Transylvania) defeated Tom Thomas (D-Transylvania) in the General Election.
12. Rep. Ray Warren (D-Alexander) defeated former Rep. Mark Hollo (R-Alexander) by 209 votes. Hollo says he will wait to decide on whether or not to ask for a recount until election officials count provisional ballots later this week according to The Charlotte Observer (11/05/2008).
13. Rep. Debbie Clary (R-Cleveland) retired to run for Sen. Walter Dalton's (D-Rutherford) open Senate seat. Pearl Burris Floyd (R-Gaston) defeated Davy Lowman (D-Cleveland) in the General Election.
14. Rep. Joe Kiser (R-Lincoln) retired. Former Rep. Johnathan Rhyne (R-Lincoln) won outright because no other candidate filed.
15. Grey Mills (R-Iredell) defeated Rep. Karen Ray (R-Iredell). Mills defeated Jeffrey Ober (L-Iredell) in the General Election.
16. Justin Burr (R-Stanly) defeated Rep. Ken Furr (R-Stanly) in a runoff of the Republican Primary.
17. Rep. R. Tracy Walker (R-Wilkes) retired. Shirley Randleman (R-Wilkes) defeated Larry Pendry (D-Wilkes) in the General Election.
18. Rep. George Holmes (R-Yadkin) retired. Darrell McCormick (R-Yadkin) defeated Ric Marshall (D-Surry) in the General Election.

North Carolina Senate – Results

Turnover



Majority: Democrats = 30 Republicans = 20

11/05/2008

Strong Democratic Districts	Leaning Democratic Districts	Swing Districts	Leaning Republican Districts	Strong Republican Districts
20 McKissick-D	40 Graham-D	11 Swindell-D	47 Queen-D	26 Berger, P.-R
4 Jones-D	48 Nesbitt-D	5 Davis ³	17 Stevens-R	6 Brown-R
13 Weinstein-D	19 Rand-D	1 Basnight-D	22 Blake-R	45 Goss-D
23 Kinnaird-D	25 Purcell-D	9 Boseman-D	50 Snow-D	44 Jacumin-R
38 Dannelly-D	10 Albertson-D	24 Foriest-D	12 Rouzer-R ⁵	48 Apodaca-R
21 Shaw-D	8 Soles-D	15 Hunt-R	43 Hoyle-D	36 Hartsell-R
32 Garrou-D		46 Clary-R ⁴		30 East-R
14 Malone-D		2 Preston-R		31 Brunstetter-R
3 Jenkins-D				34 Brock-R
28 Dorsett-D				41 Forrester-R
7 Berger, D.-D				33 Bingham-R
27 Vaughan-D ¹				39 Rucho-R ⁶
37 Clodfelter-D				42 Allran-R
18 Atwater-D				29 Tillman-R
16 Stein-D ²				35 Goodall-R

See Senate Fast Facts and Footnotes Attached.

North Carolina Senate Fast Facts & Footnotes



Fast Facts

Gender: 88% Male; 12% Female
Race: 82% White; 18% Black

Turnover

Open Seats: 6
Senators defeated in Primary: 0
Senators defeated in General: 0
Number of new Senators: 6

Control of the Senate

	Dems	GOP
Totals:	30	20
Gains/Losses:	-1	+1

Footnotes

1. Sen. Kay Hagan (D-Guilford) challenged U.S. Sen. Elizabeth Dole. Don Vaughan (D-Guilford) defeated Joe Wilson (R-Guilford) in the General Election.
2. Sen. Janet Cowell (D-Wake) ran for State Treasurer. Josh Stein (D-Wake) defeated Jack Nichols (D-Wake) and Mike Shea (D-Wake) in the Democratic Primary. Stein then defeated John Alexander (R-Wake) in the General Election.

Footnotes *continued*

3. Sen. John Kerr (D-Wayne) retired. Don Davis (D-Green) defeated Kathy Taft (D-Pitt) in a runoff election on June 24. Davis defeated Rep. Lewis Pate (R-Wayne) in the General Election.
4. Sen. Walter Dalton (D-Rutherford) retired to run for Lieutenant Governor. Rep. Debbie Clary (R-Cleveland) defeated Keith Melton (D-Rutherford) in General Election.
5. Sen. Fred Smith (R-Johnston) retired to run for Governor. David Rouzer (R-Johnston) defeated Kay Carroll (D-Johnston) in the General Election.
6. Sen. Robert Pittenger (R-Mecklenburg) retired to run for Lieutenant Governor. Former Sen. Bob Rucho (Mecklenburg) won the seat by defeating Andy Dulin (R-Mecklenburg) in the GOP Primary. In June, Rucho was appointed to the seat when Pittenger resigned from the Senate to focus on his statewide campaign.